


NEWMARKET BASKETBALL CLUB SCORESHEET

Captain: **Brian Wilson**

Possession

--	--	--	--	--	--	--	--	--	--	--	--	--	--	--	--	--	--	--	--



RUNNING SCORE					1	2	3	4	5	6	7	8	9	10	11	12	13	14	15	16	17	18	19	20	21	22	23	24	25	26	27	28	29	30
31	32	33	34	35	36	37	38	39	40	41	42	43	44	45	46	47	48	49	50	51	52	53	54	55	56	57	58	59	60	61	62	63	64	65
66	67	68	69	70	71	72	73	74	75	76	77	78	79	80	81	82	83	84	85	86	87	88	89	90	91	92	93	94	95	96	97	98	99	100
101	102	103	104	105	106	107	108	109	110	111	112	113	114	115	116	117	118	119	120	121	122	123	124	125	126	127	128	129	130	131	132	133	134	135

PLAYER	#	FOULS	FIRST HALF	SECOND HALF	OVERTIME	TOTAL
Marc Mercanti	3	P1 P2 P3 P4 P5 T1 T2				
Evan Hopkins	18	P1 P2 P3 P4 P5 T1 T2				
Jordan Huang	23	P1 P2 P3 P4 P5 T1 T2				
Brian Wilson	25	P1 P2 P3 P4 P5 T1 T2				
John Belbeck	33	P1 P2 P3 P4 P5 T1 T2				
Mike Purewal	34	P1 P2 P3 P4 P5 T1 T2				
Paul Pappas	49	P1 P2 P3 P4 P5 T1 T2				
Dave Moore	51	P1 P2 P3 P4 P5 T1 T2				
		P1 P2 P3 P4 P5 T1 T2				

After each game send a picture of scoresheets to:
nbcwebmaster@outlook.com

First Half Score		Second Half Score		Total Score	
------------------	--	-------------------	--	-------------	--

TIME OUTS (2 per game)	1
	2

TEAM FOULS	1	2	3	4	5	6	7	8	DB
	1st Half								

	1	2	3	4	5	6	7	8	DB
	2nd Half								

Date: _____
 Scorer: 1. _____
 2. _____

NEWMARKET BASKETBALL CLUB SCORESHEET

Captain: Brian Wilson

Possession



RUNNING SCORE					1	2	3	4	5	6	7	8	9	10	11	12	13	14	15	16	17	18	19	20	21	22	23	24	25	26	27	28	29	30
31	32	33	34	35	36	37	38	39	40	41	42	43	44	45	46	47	48	49	50	51	52	53	54	55	56	57	58	59	60	61	62	63	64	65
66	67	68	69	70	71	72	73	74	75	76	77	78	79	80	81	82	83	84	85	86	87	88	89	90	91	92	93	94	95	96	97	98	99	100
101	102	103	104	105	106	107	108	109	110	111	112	113	114	115	116	117	118	119	120	121	122	123	124	125	126	127	128	129	130	131	132	133	134	135

PLAYER	#	FOULS	FIRST HALF	SECOND HALF	OVERTIME	TOTAL
--------	---	-------	------------	-------------	----------	-------

Marc Mercanti	3	P1	P2	P3	[]	[]	[]
		P4	P5	T1			
Evan Hopkins	18	P1	P2	P3	[]	[]	[]
		P4	P5	T1			
Jordan Huang	23	P1	P2	P3	[]	[]	[]
		P4	P5	T1			
Brian Wilson	25	P1	P2	P3	[]	[]	[]
		P4	P5	T1			
John Belbeck	33	P1	P2	P3	[]	[]	[]
		P4	P5	T1			
Mike Purewal	34	P1	P2	P3	[]	[]	[]
		P4	P5	T1			
Paul Pappas	49	P1	P2	P3	[]	[]	[]
		P4	P5	T1			
Dave Moore	51	P1	P2	P3	[]	[]	[]
		P4	P5	T1			
		P1	P2	P3	[]	[]	[]
		P4	P5	T1			

After each game send a picture of scoresheets to: nbcwebmaster@outlook.com	First Half Score	Second Half Score	Total Score
---	------------------	-------------------	-------------

TIME OUTS (2 per game)	1
	2

TEAM FOULS	1	2	3	4	5	6	7	8	DB
	1st Half								

	1	2	3	4	5	6	7	8	DB
	2nd Half								


Date: _____
Scorers: 1. _____
2. _____

NEWMARKET BASKETBALL CLUB SCORESHEET

Captain: **Petar Rafajlovic**

Possession

--	--	--	--	--	--	--	--	--	--	--	--	--	--	--	--	--	--	--	--



RUNNING SCORE					1	2	3	4	5	6	7	8	9	10	11	12	13	14	15	16	17	18	19	20	21	22	23	24	25	26	27	28	29	30
31	32	33	34	35	36	37	38	39	40	41	42	43	44	45	46	47	48	49	50	51	52	53	54	55	56	57	58	59	60	61	62	63	64	65
66	67	68	69	70	71	72	73	74	75	76	77	78	79	80	81	82	83	84	85	86	87	88	89	90	91	92	93	94	95	96	97	98	99	100
101	102	103	104	105	106	107	108	109	110	111	112	113	114	115	116	117	118	119	120	121	122	123	124	125	126	127	128	129	130	131	132	133	134	135

PLAYER	#	FOULS	FIRST HALF	SECOND HALF	OVERTIME	TOTAL
--------	---	-------	------------	-------------	----------	-------

Sean Ludwig	1	<table border="1"> <tr><td>P1</td><td>P2</td><td>P3</td></tr> <tr><td>P4</td><td>P5</td><td>T1 T2</td></tr> </table>	P1	P2	P3	P4	P5	T1 T2				
P1	P2	P3										
P4	P5	T1 T2										
Mav Marick	5	<table border="1"> <tr><td>P1</td><td>P2</td><td>P3</td></tr> <tr><td>P4</td><td>P5</td><td>T1 T2</td></tr> </table>	P1	P2	P3	P4	P5	T1 T2				
P1	P2	P3										
P4	P5	T1 T2										
Richard Montoya	21	<table border="1"> <tr><td>P1</td><td>P2</td><td>P3</td></tr> <tr><td>P4</td><td>P5</td><td>T1 T2</td></tr> </table>	P1	P2	P3	P4	P5	T1 T2				
P1	P2	P3										
P4	P5	T1 T2										
Ralph Romano	27	<table border="1"> <tr><td>P1</td><td>P2</td><td>P3</td></tr> <tr><td>P4</td><td>P5</td><td>T1 T2</td></tr> </table>	P1	P2	P3	P4	P5	T1 T2				
P1	P2	P3										
P4	P5	T1 T2										
Frank Vucko	28	<table border="1"> <tr><td>P1</td><td>P2</td><td>P3</td></tr> <tr><td>P4</td><td>P5</td><td>T1 T2</td></tr> </table>	P1	P2	P3	P4	P5	T1 T2				
P1	P2	P3										
P4	P5	T1 T2										
Nathan McNairn	41	<table border="1"> <tr><td>P1</td><td>P2</td><td>P3</td></tr> <tr><td>P4</td><td>P5</td><td>T1 T2</td></tr> </table>	P1	P2	P3	P4	P5	T1 T2				
P1	P2	P3										
P4	P5	T1 T2										
Petar Rafajlovic	47	<table border="1"> <tr><td>P1</td><td>P2</td><td>P3</td></tr> <tr><td>P4</td><td>P5</td><td>T1 T2</td></tr> </table>	P1	P2	P3	P4	P5	T1 T2				
P1	P2	P3										
P4	P5	T1 T2										
James Wang	68	<table border="1"> <tr><td>P1</td><td>P2</td><td>P3</td></tr> <tr><td>P4</td><td>P5</td><td>T1 T2</td></tr> </table>	P1	P2	P3	P4	P5	T1 T2				
P1	P2	P3										
P4	P5	T1 T2										
		<table border="1"> <tr><td>P1</td><td>P2</td><td>P3</td></tr> <tr><td>P4</td><td>P5</td><td>T1 T2</td></tr> </table>	P1	P2	P3	P4	P5	T1 T2				
P1	P2	P3										
P4	P5	T1 T2										

After each game send a picture of scoresheets to:
nbcwebmaster@outlook.com

First Half Score		Second Half Score		Total Score	
------------------	--	-------------------	--	-------------	--

<table border="1"> <tr> <td>TIME OUTS (2 per game)</td> <td>1</td> <td>TEAM FOULS</td> <td>1</td><td>2</td><td>3</td><td>4</td><td>5</td><td>6</td><td>7</td><td>8</td><td>DB</td> </tr> <tr> <td></td> <td>2</td> <td></td> <td colspan="4">1st Half</td> <td colspan="5">2nd Half</td> </tr> </table>	TIME OUTS (2 per game)	1	TEAM FOULS	1	2	3	4	5	6	7	8	DB		2		1st Half				2nd Half					Date: _____ Scorers: 1. _____ 2. _____
TIME OUTS (2 per game)	1	TEAM FOULS	1	2	3	4	5	6	7	8	DB														
	2		1st Half				2nd Half																		

Possession

NEWMARKET BASKETBALL CLUB SCORESHEET

Captain: Petar Rafajlovic

2

RUNNING SCORE				1	2	3	4	5	6	7	8	9	10	11	12	13	14	15	16	17	18	19	20	21	22	23	24	25	26	27	28	29	30	
31	32	33	34	35	36	37	38	39	40	41	42	43	44	45	46	47	48	49	50	51	52	53	54	55	56	57	58	59	60	61	62	63	64	65
66	67	68	69	70	71	72	73	74	75	76	77	78	79	80	81	82	83	84	85	86	87	88	89	90	91	92	93	94	95	96	97	98	99	100
101	102	103	104	105	106	107	108	109	110	111	112	113	114	115	116	117	118	119	120	121	122	123	124	125	126	127	128	129	130	131	132	133	134	135

PLAYER	#	FOULS	FIRST HALF	SECOND HALF	OVERTIME	TOTAL
--------	---	-------	------------	-------------	----------	-------

PLAYER	#	FOULS	FIRST HALF	SECOND HALF	OVERTIME	TOTAL
Sean Ludwig	1	P1 P2 P3 P4 P5 T1 T2				
Mav Marick	5	P1 P2 P3 P4 P5 T1 T2				
Richard Montoya	21	P1 P2 P3 P4 P5 T1 T2				
Ralph Romano	27	P1 P2 P3 P4 P5 T1 T2				
Frank Vucko	28	P1 P2 P3 P4 P5 T1 T2				
Nathan McNairn	41	P1 P2 P3 P4 P5 T1 T2				
Petar Rafajlovic	47	P1 P2 P3 P4 P5 T1 T2				
James Wang	68	P1 P2 P3 P4 P5 T1 T2				
		P1 P2 P3 P4 P5 T1 T2				

After each game send a picture of scoresheets to: nbcwebmaster@outlook.com

First Half Score

Second Half Score

Total Score

TIME OUTS (2 per game)

TEAM FOULS	1	2	3	4	5	6	7	8	DB
1st Half				2nd Half					

1	2	3	4	5	6	7	8	DB
1st Half				2nd Half				


Date: _____
Scorers: 1. _____
2. _____

NEWMARKET BASKETBALL CLUB SCORESHEET

Captain: **Lee Taylor**

Possession

--	--	--	--	--	--	--	--	--	--



RUNNING SCORE					1	2	3	4	5	6	7	8	9	10	11	12	13	14	15	16	17	18	19	20	21	22	23	24	25	26	27	28	29	30
31	32	33	34	35	36	37	38	39	40	41	42	43	44	45	46	47	48	49	50	51	52	53	54	55	56	57	58	59	60	61	62	63	64	65
66	67	68	69	70	71	72	73	74	75	76	77	78	79	80	81	82	83	84	85	86	87	88	89	90	91	92	93	94	95	96	97	98	99	100
101	102	103	104	105	106	107	108	109	110	111	112	113	114	115	116	117	118	119	120	121	122	123	124	125	126	127	128	129	130	131	132	133	134	135

PLAYER	#	FOULS	FIRST HALF	SECOND HALF	OVERTIME	TOTAL
Chris Robertson	6	P1 P2 P3 P4 P5 T1 T2				
Rob Larson	7	P1 P2 P3 P4 P5 T1 T2				
Lee Taylor	16	P1 P2 P3 P4 P5 T1 T2				
Ryan Kayet	24	P1 P2 P3 P4 P5 T1 T2				
Patric Rossouw	31	P1 P2 P3 P4 P5 T1 T2				
Ian Mayers	39	P1 P2 P3 P4 P5 T1 T2				
Brian Kleiboer	52	P1 P2 P3 P4 P5 T1 T2				
Raja Shnoudeh	57	P1 P2 P3 P4 P5 T1 T2				
		P1 P2 P3 P4 P5 T1 T2				
After each game send a picture of scoresheets to: nbcwebmaster@outlook.com			First Half Score	Second Half Score	Total Score	

TIME OUTS (2 per game)

1
2

TEAM FOULS

1	2	3	4	5	6	7	8	DB
1st Half								

1	2	3	4	5	6	7	8	DB
2nd Half								

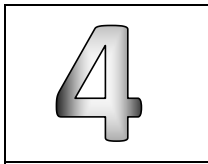
Date: _____
 Scorer: 1. _____
 2. _____

NEWMARKET BASKETBALL CLUB SCORECARD

Captain: Jeff Smith

Possession

--	--	--	--	--	--	--	--	--	--	--	--	--	--	--	--



RUNNING SCORE					1	2	3	4	5	6	7	8	9	10	11	12	13	14	15	16	17	18	19	20	21	22	23	24	25	26	27	28	29	30
31	32	33	34	35	36	37	38	39	40	41	42	43	44	45	46	47	48	49	50	51	52	53	54	55	56	57	58	59	60	61	62	63	64	65
66	67	68	69	70	71	72	73	74	75	76	77	78	79	80	81	82	83	84	85	86	87	88	89	90	91	92	93	94	95	96	97	98	99	100
101	102	103	104	105	106	107	108	109	110	111	112	113	114	115	116	117	118	119	120	121	122	123	124	125	126	127	128	129	130	131	132	133	134	135

PLAYER	#	FOULS	FIRST HALF	SECOND HALF	OVERTIME	TOTAL
--------	---	-------	------------	-------------	----------	-------

Pasquale Belfrutto	2	<table border="1" style="width: 100%; border-collapse: collapse;"> <tr><td>P1</td><td>P2</td><td>P3</td></tr> <tr><td>P4</td><td>P5</td><td>T1 T2</td></tr> </table>	P1	P2	P3	P4	P5	T1 T2	<table border="1" style="width: 100%; border-collapse: collapse;"> <tr><td style="height: 20px;"> </td><td style="background-color: yellow;"> </td></tr> </table>			<table border="1" style="width: 100%; border-collapse: collapse;"> <tr><td style="height: 20px;"> </td><td style="background-color: yellow;"> </td></tr> </table>			<table border="1" style="width: 100%; border-collapse: collapse;"> <tr><td style="height: 20px;"> </td></tr> </table>		<table border="1" style="width: 100%; border-collapse: collapse;"> <tr><td style="background-color: yellow;"> </td></tr> </table>	
P1	P2	P3																
P4	P5	T1 T2																
Shadi Almashni	3	<table border="1" style="width: 100%; border-collapse: collapse;"> <tr><td>P1</td><td>P2</td><td>P3</td></tr> <tr><td>P4</td><td>P5</td><td>T1 T2</td></tr> </table>	P1	P2	P3	P4	P5	T1 T2	<table border="1" style="width: 100%; border-collapse: collapse;"> <tr><td style="height: 20px;"> </td><td style="background-color: yellow;"> </td></tr> </table>			<table border="1" style="width: 100%; border-collapse: collapse;"> <tr><td style="height: 20px;"> </td><td style="background-color: yellow;"> </td></tr> </table>			<table border="1" style="width: 100%; border-collapse: collapse;"> <tr><td style="height: 20px;"> </td></tr> </table>		<table border="1" style="width: 100%; border-collapse: collapse;"> <tr><td style="background-color: yellow;"> </td></tr> </table>	
P1	P2	P3																
P4	P5	T1 T2																
Tyler Vindua	10	<table border="1" style="width: 100%; border-collapse: collapse;"> <tr><td>P1</td><td>P2</td><td>P3</td></tr> <tr><td>P4</td><td>P5</td><td>T1 T2</td></tr> </table>	P1	P2	P3	P4	P5	T1 T2	<table border="1" style="width: 100%; border-collapse: collapse;"> <tr><td style="height: 20px;"> </td><td style="background-color: yellow;"> </td></tr> </table>			<table border="1" style="width: 100%; border-collapse: collapse;"> <tr><td style="height: 20px;"> </td><td style="background-color: yellow;"> </td></tr> </table>			<table border="1" style="width: 100%; border-collapse: collapse;"> <tr><td style="height: 20px;"> </td></tr> </table>		<table border="1" style="width: 100%; border-collapse: collapse;"> <tr><td style="background-color: yellow;"> </td></tr> </table>	
P1	P2	P3																
P4	P5	T1 T2																
Marshall Chen	11	<table border="1" style="width: 100%; border-collapse: collapse;"> <tr><td>P1</td><td>P2</td><td>P3</td></tr> <tr><td>P4</td><td>P5</td><td>T1 T2</td></tr> </table>	P1	P2	P3	P4	P5	T1 T2	<table border="1" style="width: 100%; border-collapse: collapse;"> <tr><td style="height: 20px;"> </td><td style="background-color: yellow;"> </td></tr> </table>			<table border="1" style="width: 100%; border-collapse: collapse;"> <tr><td style="height: 20px;"> </td><td style="background-color: yellow;"> </td></tr> </table>			<table border="1" style="width: 100%; border-collapse: collapse;"> <tr><td style="height: 20px;"> </td></tr> </table>		<table border="1" style="width: 100%; border-collapse: collapse;"> <tr><td style="background-color: yellow;"> </td></tr> </table>	
P1	P2	P3																
P4	P5	T1 T2																
Jeff Smith	20	<table border="1" style="width: 100%; border-collapse: collapse;"> <tr><td>P1</td><td>P2</td><td>P3</td></tr> <tr><td>P4</td><td>P5</td><td>T1 T2</td></tr> </table>	P1	P2	P3	P4	P5	T1 T2	<table border="1" style="width: 100%; border-collapse: collapse;"> <tr><td style="height: 20px;"> </td><td style="background-color: yellow;"> </td></tr> </table>			<table border="1" style="width: 100%; border-collapse: collapse;"> <tr><td style="height: 20px;"> </td><td style="background-color: yellow;"> </td></tr> </table>			<table border="1" style="width: 100%; border-collapse: collapse;"> <tr><td style="height: 20px;"> </td></tr> </table>		<table border="1" style="width: 100%; border-collapse: collapse;"> <tr><td style="background-color: yellow;"> </td></tr> </table>	
P1	P2	P3																
P4	P5	T1 T2																
Scott Marven	39	<table border="1" style="width: 100%; border-collapse: collapse;"> <tr><td>P1</td><td>P2</td><td>P3</td></tr> <tr><td>P4</td><td>P5</td><td>T1 T2</td></tr> </table>	P1	P2	P3	P4	P5	T1 T2	<table border="1" style="width: 100%; border-collapse: collapse;"> <tr><td style="height: 20px;"> </td><td style="background-color: yellow;"> </td></tr> </table>			<table border="1" style="width: 100%; border-collapse: collapse;"> <tr><td style="height: 20px;"> </td><td style="background-color: yellow;"> </td></tr> </table>			<table border="1" style="width: 100%; border-collapse: collapse;"> <tr><td style="height: 20px;"> </td></tr> </table>		<table border="1" style="width: 100%; border-collapse: collapse;"> <tr><td style="background-color: yellow;"> </td></tr> </table>	
P1	P2	P3																
P4	P5	T1 T2																
Steve Harrison	42	<table border="1" style="width: 100%; border-collapse: collapse;"> <tr><td>P1</td><td>P2</td><td>P3</td></tr> <tr><td>P4</td><td>P5</td><td>T1 T2</td></tr> </table>	P1	P2	P3	P4	P5	T1 T2	<table border="1" style="width: 100%; border-collapse: collapse;"> <tr><td style="height: 20px;"> </td><td style="background-color: yellow;"> </td></tr> </table>			<table border="1" style="width: 100%; border-collapse: collapse;"> <tr><td style="height: 20px;"> </td><td style="background-color: yellow;"> </td></tr> </table>			<table border="1" style="width: 100%; border-collapse: collapse;"> <tr><td style="height: 20px;"> </td></tr> </table>		<table border="1" style="width: 100%; border-collapse: collapse;"> <tr><td style="background-color: yellow;"> </td></tr> </table>	
P1	P2	P3																
P4	P5	T1 T2																
Jason Scott	55	<table border="1" style="width: 100%; border-collapse: collapse;"> <tr><td>P1</td><td>P2</td><td>P3</td></tr> <tr><td>P4</td><td>P5</td><td>T1 T2</td></tr> </table>	P1	P2	P3	P4	P5	T1 T2	<table border="1" style="width: 100%; border-collapse: collapse;"> <tr><td style="height: 20px;"> </td><td style="background-color: yellow;"> </td></tr> </table>			<table border="1" style="width: 100%; border-collapse: collapse;"> <tr><td style="height: 20px;"> </td><td style="background-color: yellow;"> </td></tr> </table>			<table border="1" style="width: 100%; border-collapse: collapse;"> <tr><td style="height: 20px;"> </td></tr> </table>		<table border="1" style="width: 100%; border-collapse: collapse;"> <tr><td style="background-color: yellow;"> </td></tr> </table>	
P1	P2	P3																
P4	P5	T1 T2																
		<table border="1" style="width: 100%; border-collapse: collapse;"> <tr><td>P1</td><td>P2</td><td>P3</td></tr> <tr><td>P4</td><td>P5</td><td>T1 T2</td></tr> </table>	P1	P2	P3	P4	P5	T1 T2	<table border="1" style="width: 100%; border-collapse: collapse;"> <tr><td style="height: 20px;"> </td><td style="background-color: yellow;"> </td></tr> </table>			<table border="1" style="width: 100%; border-collapse: collapse;"> <tr><td style="height: 20px;"> </td><td style="background-color: yellow;"> </td></tr> </table>			<table border="1" style="width: 100%; border-collapse: collapse;"> <tr><td style="height: 20px;"> </td></tr> </table>		<table border="1" style="width: 100%; border-collapse: collapse;"> <tr><td style="background-color: yellow;"> </td></tr> </table>	
P1	P2	P3																
P4	P5	T1 T2																

After each game send a picture of scoresheets to: nbcwebmaster@outlook.com

First Half Score		Second Half Score		Total Score	
------------------	--	-------------------	--	-------------	--

TIME OUTS	1
(2 per game)	2

TEAM FOULS	1	2	3	4	5	6	7	8	DB
1st Half									

TEAM FOULS	1	2	3	4	5	6	7	8	DB
2nd Half									

Date: _____
 Scorers: 1. _____
 2. _____

Possession

NEWMARKET BASKETBALL CLUB SCORECARD *Captain: Nikolay Klyushkin*



RUNNING SCORE					1	2	3	4	5	6	7	8	9	10	11	12	13	14	15	16	17	18	19	20	21	22	23	24	25	26	27	28	29	30
31	32	33	34	35	36	37	38	39	40	41	42	43	44	45	46	47	48	49	50	51	52	53	54	55	56	57	58	59	60	61	62	63	64	65
66	67	68	69	70	71	72	73	74	75	76	77	78	79	80	81	82	83	84	85	86	87	88	89	90	91	92	93	94	95	96	97	98	99	100
101	102	103	104	105	106	107	108	109	110	111	112	113	114	115	116	117	118	119	120	121	122	123	124	125	126	127	128	129	130	131	132	133	134	135

PLAYER **#** **FOULS** **FIRST HALF** **SECOND HALF** **OVERTIME** **TOTAL**

Paulo Carvalho	8	P1	P2	P3	[Foul Chart]	[Foul Chart]	[Foul Chart]	[Foul Chart]
		P4	P5	T1				
Nikolay Klyushkin	17	P1	P2	P3	[Foul Chart]	[Foul Chart]	[Foul Chart]	[Foul Chart]
		P4	P5	T1				
RJ Rojas	26	P1	P2	P3	[Foul Chart]	[Foul Chart]	[Foul Chart]	[Foul Chart]
		P4	P5	T1				
Eagle Yeh	30	P1	P2	P3	[Foul Chart]	[Foul Chart]	[Foul Chart]	[Foul Chart]
		P4	P5	T1				
George Sparangis	31	P1	P2	P3	[Foul Chart]	[Foul Chart]	[Foul Chart]	[Foul Chart]
		P4	P5	T1				
Henry Wong	32	P1	P2	P3	[Foul Chart]	[Foul Chart]	[Foul Chart]	[Foul Chart]
		P4	P5	T1				
Anatoliy Sobolev	53	P1	P2	P3	[Foul Chart]	[Foul Chart]	[Foul Chart]	[Foul Chart]
		P4	P5	T1				
Steve Parish	55	P1	P2	P3	[Foul Chart]	[Foul Chart]	[Foul Chart]	[Foul Chart]
		P4	P5	T1				
		P1	P2	P3	[Foul Chart]	[Foul Chart]	[Foul Chart]	[Foul Chart]
		P4	P5	T1				

After each game send a picture of scoresheets to:
nbcwebmaster@outlook.com

First Half Score	[Score]	Second Half Score	[Score]	Total Score	[Score]
-------------------------	---------	--------------------------	---------	--------------------	---------

TIME OUTS (2 per game)	1
	2

TEAM FOULS	1	2	3	4	5	6	7	8	DB
	1st Half								

	1	2	3	4	5	6	7	8	DB
	2nd Half								

Date: _____
 Scorers: 1. _____
 2. _____

NEWMARKET BASKETBALL CLUB SCORECARD

Captain: Nikolay Klyushkin

Possession



Table with 30 columns and 4 rows of numbers (1-135) for running score tracking.

PLAYER # FOULS FIRST HALF SECOND HALF OVERTIME TOTAL

Main player statistics table with columns for Player Name, Number, Fouls (P1-P5, T1-T2), First Half, Second Half, Overtime, and Total score.

After each game send a picture of scoresheets to: nbcwebmaster@outlook.com

First Half Score Second Half Score Total Score

TIME OUTS (2 per game) table with 1 and 2 rows.

TEAM FOULS table with 1-8 columns and 1st Half label.

TEAM FOULS table with 1-8 columns and 2nd Half label.

Date: Scorers: 1. 2.

